

## Syracuse Thunderbirds Aero Radio Society



# Plane Propwash



May 2019

Charter 473

**The Next General Meeting will be June 12th, at 7:00 at The STARS Field.**

### 2019 Officers

[Paul Volcko, President](#)

[Phil Knapp, Vice President](#)

[Herb Moore, Treasurer](#)

[Jeff Wolsley, Secretary](#)

[Peter Seiffert, Safety Officer](#)

#### Directors:

Peter Seiffert, 2007-08

Herb Moore, 2014

Phil Morgan \*2011-2013

#### Volunteer Staff:

[Jeff Wolsley, Propwash Editor](#)

[Michael Graham, SYG Administrator/Club Historian](#)

[Paul Volcko, Webmaster](#)

Ted Anderson, Field Committee

[Mike O'Neill, Facebook Admin](#)

**The next STARS meeting will be at the STARS Field, June 12th, at 7:00. As a reminder, the meeting is always the second Wednesday of the month. The STARS monthly meetings will be held at the STARS Field until fall 2019.**

### Soggy Field

Unfortunately, it's a soggy start to the flying season. Hopefully drier weather is right around the corner.

Despite the wet conditions we are flying at STARS! Our weekly training and flying nights are underway. Food is being cooked and discussions are being had. Weekend flying is happening. As conditions allow, our intrepid field crew works to tame the turf.

That said, the wet conditions so far have put a damper on the flying of certain models at the field. In particular models with smaller wheels, wheel pants, or that are sensitive to getting wet or dirtied. Our friends at ARCS have heard the anguished grumbling of the members itching to fly those models and have been gracious in extending an invitation to our members to fly at their site while we await improved conditions.

If you're interested in taking them up on their offer, please keep in mind two things. First, they have stricter noise restrictions than we have at STARS. While fuel powered models are allowed there, the louder models of that variety are not. Second, their site is on an active airport. While this is always the case, it is much more of an issue at ARCS: you must yield to full scale air traffic and be aware of the sky surrounding you while flying there. Otherwise, their rules are very similar to ours. They have a weekly

pattern flying training session on Monday and typically have a group of people flying Wednesday and Thursday afternoons. If you have any questions, feel free to get in touch with their club President (and AMA D2 AVP), Herb Ziegler ([herbz1957@yahoo.com](mailto:herbz1957@yahoo.com), 315-857-6266).

Thank you to our Vice President, Phil Knapp, for leading the May meeting, and thank you to Peter Seiffert for discussing some battery dos and don'ts during the first (since a long time ago) presentation. We're looking for ideas for future presentation topics. If you've got something you'd like to know more about let Phil Knapp or another officer know. Better yet, if you know something about something you think club members might be interested in, volunteer or team up with someone to give a presentation!

Our next meeting is June 12 at the club. We will have a pre-meeting presentation (starting at 6:00 PM) discussing Spektrum AS3X receivers, specifically the setup and programming of the "open stock" receivers, such as the AR636, and basic configuration for generic ARF or kit built planes. And, of course, we will be cooking if you'd like to grab a bite to eat prior to the meeting, as well.

Paul Volcko

[paul.j@volcko.net](mailto:paul.j@volcko.net)

315-673-7158

## ***Secretary's Report: Jeff Wolsley***

The May STARS regular meeting was called to order at 7:01 by Vice President Phil Knapp. There were 15 Open members, 2 Associate members, 0 Youth members, 1 Guests in attendance.

### **Secretary's Report:**

The Secretary's Report from the April meeting was accepted as published in the April Propwash. Motion to accept by Dave Jewell and 2<sup>nd</sup> by Peter Seiffert. Carried.

### **Treasurer's Report:** Herb Moore

The Town of Schroepfel has increased the assessment on the property by approximately \$1,000.00. There was some talk of appealing the assessment. CNY Crops has renewed the lease on the property for 2019.

Motion to accept the Treasury Report by Everyone and 2<sup>nd</sup> by Everyone. Carried.

### **Committee Reports:**

#### **Field Committee:** Herb Moore

The field is wet even though it doesn't look like it. The crew will mow when they can. Please respect the mowers.

Some of the flight line tables are getting replaced.

#### **Safety Report:** Peter Seiffert

Peter is not aware of any issues at the field so far. Please keep up the good work.

The complete AMA safety handbook is available here-  
<http://www.modelaircraft.org/files/100.pdf>

#### **AMA Report:** Phil Morgan

There is some confusion regarding registration with the FAA. Your current FAA listing has been extended to 2020. The AMA website has additional information regarding the FAA registration-

<https://www.modelaircraft.org/faq-uas-frequently-asked-questions>

#### **Flight School:** Bob Rowe

Fixed wing- So far, one father/son team have joined the fixed wing school. Rain has been a factor for school nights.

Heli flight school starts on April 16.

Interest in VPV flying. There is a need for some practice gates.

#### **STARS Web Site:** Paul Volcko

The address is <http://www.amadistrictiistars.org>

Please view the field cam at:

<http://www.amadistrictiistars.org/cameras.php>

This is an infrared cam so you can see some activity at night.

A new antenna is needed to maintain the internet connection.

### **Old Business:**

#### **New Shed:** Phil Knapp

The shed will be completed over the next couple of weekends. The power feed from the pavilion has been installed.

#### **Big Bird Giant Scale:**

Big Bird night is back. They started on May 1<sup>st</sup>. John Steele and [Peter Seiffert](#)

#### **Control Line:**

[Mike O'Neil](#)- No report

#### **Facebook:**

The STARS now have a Facebook page. There are 118 members at this time. [Mike O'Neil](#) is the administrator.

### **New Business:**

**Field Clean Up-** April 13<sup>th</sup>. The forecast looks good for Saturday. Bring basic yard tools to clean up the driveway, muck out the ditches etc. In addition, the old shed demolition will begin. Phil is bringing a trailer to load the debris on. Bring your demo tools and work out some aggression.

#### **HeliJam:** Paul Volcko

The HeliJam will be held June 22. It will be lower key than previous Heli Jam events. Paul Volcko is handling the event. He was not at the May meeting but will have some more details at the June meeting.

#### **FPV Racing:** Paul Volcko

FPV racing will be held September 21<sup>st</sup>. The rain date is September 22.

#### **DII Fly In:** Paul Volcko

A committee has been formed for the event. Committee members are Phil Morgan, Ed Nans, Paul Volcko, and Peter Seiffert. The committee is meeting in May to discuss the event details.

#### **Guest Columnist:**

If you wish to submit a column of your own, please submit it to the Secretary. All submittals are subject to review by the Officers prior to publishing.

#### **Club Hat Order:**

Bob Rowe mentioned that anyone interested in a new STARS Club Hat can pick one up at Papa's Sports (315-455-7272), 1926 Park Street (at Park and Hiawatha). Bob says they have the STARS club logo in their inventory. They have many different styles of hats. Just ask for the STARS logo on it.

#### **New Members:**

William Grant. He files airplanes and heli. Motion by Peter Seiffert and 2<sup>nd</sup> by Mike Graham. Passed.

#### **Adjournment:**

The May regular monthly meeting of the STARS was adjourned at 7:18pm.

***Secretary, Jeff Wolsley***

***There was an after meeting Show and Tell regarding the proper disposal of rechargeable batteries.***

## After Meeting Show and Tell- Rechargeable Battery Disposal

By Peter Seiffert

NYS Law- 12/05/2011 Rechargeable batteries must be recycled. There is a fine associated with not recycling your rechargeable batteries- 50.00 for first offence, 100 for 2<sup>nd</sup>, and so on.

Please recycle your rechargeable batteries. The chemical type or housing does not matter.

Peter referenced an article by Roger's Hobby Center. This is a link to that article- <https://rogershobbycenter.com/lipoguide>

Note- before disposing of you battery(s) check to make sure there isn't a warranty period in affect. Peter mentioned that there may be a one year warranty on some batteries.

Peter used LiPo batteries for this example-

It is important to discharge your battery fully before disposal. Most chargers have a discharge function to will safely drain the battery down to zero (0) volts per cell. The alternative is to use a discharge device like the ones that Peter showed. One was made up of eight automotive turn/stop/tail light bulbs wired in series that will create a load, that when connected to the battery, will draw it down over several minutes. Another type was a single standard incandescent bulb in a single fixture. This will do the same thing, but over a longer period of time.

After the lamps have stopped glowing, check the voltage with a volt meter. Fully discharged is 0.0 volts. If there is any voltage present, reconnect to the discharge device and leave it connected for a while. When the voltage is zero, it's safe to dispose of the battery. The final step is to remove the battery connector and twist the bare wires together.

Another method is a salt water bath. The salt neutralizes the chemicals in the battery. Use a bucket large enough to fully submerge the batter and fill it with warm water. Add table salt to the water. When the salt will no longer dissolve, the water bath is ready. Place the battery in the bath and leave it. This will take 24 hours or longer to discharge the battery. Check the voltage on the battery. If it does not read 0.0 volts, put it back in the salt water. Once the battery is fully drained, clip the connector and twist the bare wires together.

Peter discussed battery charges also when referring to a charger that has a discharge function.

The first to note is a battery charger that does not have a balance port should only be used for SINGLE cell batteries. You are risking a fire due to imbalanced cells.

The 2<sup>nd</sup> to note is in regards to parallel charging. It is strongly recommended NOT to charge your batteries in parallel. The charger can't see both batteries. The charger will only see one of the batteries when connected in parallel. The cell balance and reporting are valid only for the battery that is can see. The other battery will not balance or display the cell voltage.

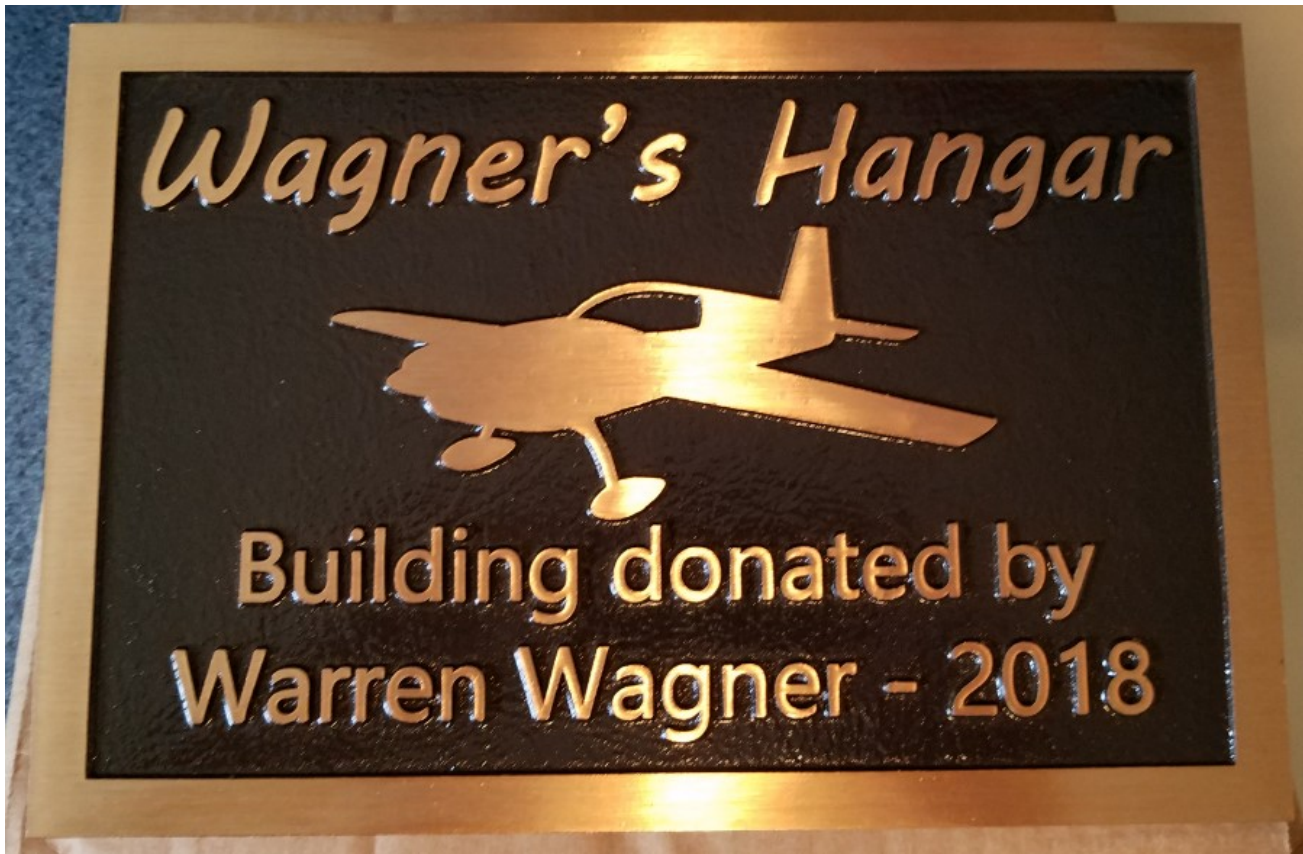
When charging, charge in an open area. Not in your basement, automobile, or indoors. That way if there is a fire, the fumes and smoke are vented, and the battery fire won't catch anything else on fire. It's advisable to have a fire extinguisher near by. The right type of extinguisher is important. A Type D extinguisher is recommended for LiPo fires but very expensive and it effectiveness is questionable. A bucket of sand is a good alternative to use to smother the battery fire.

John Steele commented the battery bag that is typically used for charging is good for about up to a 3300mAh battery. If you are charging a larger pack, say in the 4000- 6000mAh range, a more substantial "vault" like device should be used.

The web page that Peter referenced is a good source for additional information regarding the proper handling of your rechargeable batteries.

Thank you Peter for an informative presentation.

The plaque commemorating Warren Wagner's generous donation is in and it's a beauty!



And has been mounted...



---

---

## Calendar of Events for April and beyond 2019 Events: *Editor's Note- Also*

*watch your e-mail for sudden changes to events like cancellations or re-scheduling due to weather.*

June 22- STARS HeliJam

August 31- 9/1 STARS /AMA DII District Fly In

August 9-11 Festival of Giants Binghamton

Aeros

**STARS Flight Schools- *It's never too late to join a flight school!***

**Fixed Wing Flight School at 5:30 on Thursday nights. It runs every Thursday, weather permitting, until September 5<sup>th</sup>.**

**Heli Flight School starts at 5:00 on Tuesday nights. It runs every Tuesday, weather permitting, until October 8<sup>th</sup>.**

**Big Bird-** has started and is held every Wednesday night until end of summer

**The indoor schedule for the 2018-19 season is winding down. This space will be updated in the fall when indoor season starts up again.**

**Camillus Indoor Aviators (CIA)** Indoor flying at First Baptist Church located at 1960 State Route 5 in Elbridge **NEED TO CONFIRM** Tuesday and Friday 6:00 to 9:00 and the first Saturday of each month 4:00 to 9:00 (2.4GHz only)

**CNY Indoor Flying Society** Please visit the web page for details before attending. Sacred Heart Catholic Church on Route 11, Just South of Cicero, NY. **NEED TO CONFIRM** Tuesdays and Thursdays 12:30-4:00. Saturdays 6:00-9:00.

**Walt's Hobby Town-** Indoor flying will be available at Walt's during normal business hours. Flying ends 1/2 hour before closing time. \$5.00 landing fee. Please contact Walt's Hobby Town for further details.

**MexAir R/C** Indoor flying starting **NEED TO CONFIRM** October 14 thru April, Friday night from 6pm-9pm at the Mexico Elementary School located in Mexico, NY. There is a \$5 charge for any adults who wish to fly. Anyone ages 19 or below fly for free!!



# *Syracuse Thunderbirds Aero Radio Society*

*Phoenix, NY*

**Charter 473**



# **S.T.A.R.S. 2019 Helicopter & Multirotor Night**

*All skill levels welcome, but must be an AMA member to fly  
and provide your own outdoor capable Heli or Multirotor.  
Build help and flight instruction available.*

**Tuesday evenings - April 16 to October 08  
5PM until Dusk**

**Come out and join us for fun, food and good flying**



Charter 473


# **S.T.A.R.S.**

**Presents the 10th Annual**

## ***CNY Heli-Jam***

**Saturday, June 22, 2019**

**9 AM to 5 PM**



At the STARS Field located at north of Phoenix, NY, on County Route 12  
(See map on back)

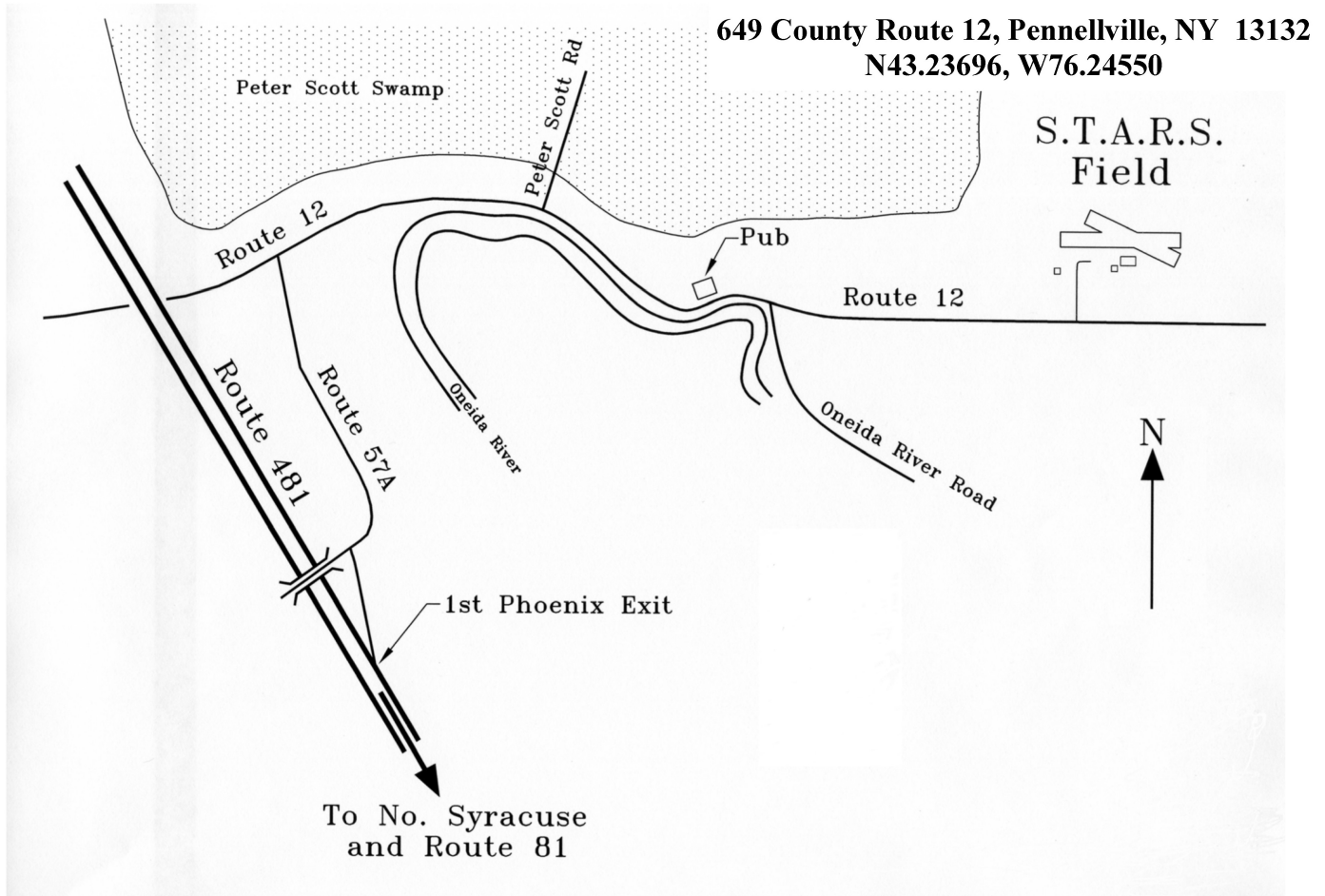
Ample room for parking & overnight camping - no hookups  
Food and beverages available

**No parking fee, landing fee or pre-registration**

**AMA Required**

**Gate opens at 8 AM - Pilot's meeting at 8:50 AM**

For more information, contact Paul Volcko, at 315-708-2009 or email [helijam@amadistrictiistars.org](mailto:helijam@amadistrictiistars.org)



**When all else fails: Type the STARS Field address into your GPS.**

### **Hotels Nearby:**

(These are located approx. 2 miles south of the field at Rt 31 and Rt 481)

#### **Wingate by Wyndham**

3979 State Route 31, Liverpool, NY 13090

<https://www.wyndhamhotels.com/wingate/liverpool-new-york/wingate-by-wyndham-liverpool-syracuse/overview?CID=LC:WG::GGL:RIO:National:53624>

315-516-8549

#### **Hampton Inn Syracuse Clay**

3948 State Route 31, Liverpool, NY 13090

[www.syracuseclay.hamptoninn.com](http://www.syracuseclay.hamptoninn.com)

315-622-3443



Binghamton Aeros'

# Festival of Giants



**August 9 -11, 2019**  
**Chenango Bridge Airport, NY**



**Fri - Sat 10am - 5pm**  
**Sun 10am - 3:30pm**  
**\$20 Landing Fee covers all 3 days**



Celebrating our 34th year with Three Full Days of Fun. Fly from a Full Scale Grass Runway with Wide Open Flying Area. This event is open to all Giant Scale Aircraft\*. Lots of Great Pilot Prizes. Overnight Hanger Storage Available. Onsite Camping Sites (No hookups). Early arrivals on Aug 8<sup>th</sup> welcome.

Event in support of Community Hunger Outreach Warehouse(CHOW)

\* 2m Wingspan min for Monoplanes, 60" Wingspan min for Multi-wing, or at least ¼ Scale if smaller. Jets must have a combined wingspan and fuselage length of at least 130". Current AMA or MAAC Required

Thanks to our Sponsors:



NATIONAL Balsa



RA Cores



Visit <http://binghamtonaeros.wildapricot.org/> or Contact CD Larry Cobb [cobb99@nep.net](mailto:cobb99@nep.net) , 570-465-7566,  
or Tony Jensen [tjravenpilot@gmail.com](mailto:tjravenpilot@gmail.com) , 607-644-6873

247 Airport Rd. Chenango Bridge, NY 13901 Field GPS:42.191742N x -75.841305W  
AMA Sanction #7224



Charter 473

AMA Sanctioned

# S.T.A.R.S.

**Presents the 18th Annual AMA District II**

## *Fly-In and Picnic*

**Saturday & Sunday, Aug 31-Sep 1, 2019**

At the STARS Field located at north of Phoenix, NY, on County Route 12  
(See map on back)

Ample room for parking & overnight camping - no hookups

Swap shop and 50/50 raffles both days

Food and beverages available to all

Free lunch for *registered pilots* on Saturday

**Pilots - All types of aircraft invited!! If you bring it, fly it!!**

**All legal AMA Aircraft Welcome!!**



**COME JOIN US AND ALSO CELEBRATE THE STARS 40TH ANNUAL AIRSHOW ON SUNDAY**

**Parking donation of \$5.00 per car**

**BBQ dinner available Saturday evening along with live musical entertainment**

For more information, contact Phil Morgan, CD, at 315-457-3674 or contact us at: [fly-in@amadistrictiistars.org](mailto:fly-in@amadistrictiistars.org)



# S.T.A.R.S.

## Jacket Order Form



The STARS Club jacket is a blue, three season, satin finished, quilt lined jacket with the Club logo on the back and your name embroidered on the front over the left breast.

The prices: \$88.40 for S, M, L, XL; \$90.40 for 2XL; \$92.40 for 3XL

Name: \_\_\_\_\_

Address: \_\_\_\_\_

Phone: \_\_\_\_\_

Name desired on jacket: \_\_\_\_\_

Send form to: Phil Morgan  
9172 Beach Road  
Brewerton, NY 13029

Checks payable to: Phil Morgan (Not the STARS)

# IMAA Big Bird Safety Checklist

## Balance

Is the longitudinal center of gravity (for and aft) within the range shown on the plans?

Is the model balanced laterally (side to side)?

## Alignment

Are all the flying surfaces at the proper angle relative to each other?

Are there any twists in the wing?

Do the wings and removable tailplane seat properly on the fuselage every time?

Is the engine set at the proper thrust angle as shown on the plans?

## Control Surfaces

Are all control surfaces securely attached? (i.e., hinges glued, pinned). Pull on each one to test.

Are the control horns secured to the model?

## Control Linkages

Have all the linkages been checked to be sure they are secure?

Are the clevises closed? (Keepers or fuel tubing should be fitted to ensure they stay closed)

## Engine / Motor Mount Security and Operation

Are all engine mount screws tight, including mount to bulkhead if applicable?

Are the propeller bolts and/or spinner tight? If a single nut, is there a safety nut as well?

Does the throttle work without binding?

Does the throttle trim tab shut down the engine?

Has the propeller been balanced and checked for damage?

Are the propeller tips painted a contrasting color? (while not essential it makes the propeller much easier to see)

Has the engine been thoroughly test run? (engine idle and throttle up properly)

Is the fuel tank installed correctly? (i.e., carburetor at the same height as fuel tank, fuel tank clunk in proper position and moving freely, fuel lines in good condition and connected to the engine correctly)

## Radio Equipment

Are the receiver and the battery securely mounted and padded with foam to protect from vibration and shock?

Are all the electrical connectors secure?

Is the receiver antenna fully extended and in good condition?

Are the batteries charged and in good condition (check under load with a volt meter if unsure)?

Are all servo securely fastened to the rails or trays?

Are servo arms firmly attached with screw in place?

Are all push rods firmly secured in servo arms (again keepers or fuel tubing should be fitted)?

Are the control throws in the correct direction with proper amount of deflection (as per plan)?

Rudder & tail wheel: Left stick should move the rear of the rudder and tail wheel to the left.

Nose wheel: Left stick should move the front of the nose wheel to the left

Aileron: left stick should move left aileron up and right down.

Elevator: Pulling back on the stick should move the back of the elevator up.

Canard: Pulling back on the stick (elevator) should make the front of the canard move up

Throttle: With trim set fully forward, pushing the stick forward should open throttle fully. With trim set fully backward, pulling the stick back should fully close the throttle.

Has a full range check been performed? (see below)

## Undercarriage (where fitted)

Is the undercarriage firmly attached to airframe and the wheels securely retained?

Does aircraft taxi in a straight line?

## General

Is the covering tight with no visible signs of damage?

Are the retaining bolts in place and secure?

Are all hatches, cowls and canopies secure?

Are all components structurally sound?

Is your name and contact details marked on the model somewhere easily visible? (in case it's lost)

## Range Checking the radio

Verify frequency is available and mark it as yours if necessary.

Turn on transmitter check the correct model is selected (if applicable) and then turn on the receiver.

Important: make sure the transmitter aerial is down fully.

Ask someone to help and walk away from the model until signs of loss of control is apparent. If electric powered ensure that the range is not worse with the motor running.

## Before EVERY flight:

Check the receiver battery pack to ensure enough charge for the flight intended.

Check for damage and the control throw direction of all surfaces.

## Advertisements:



### Store Hours:

Monday/Friday: 9:00am-9:00pm -- Tuesday/Wednesday/Thursday: 9:00am-6:00pm -- Saturday: 10:00am-5:00pm -- Sunday: 11:00am-5:00pm

### Phone Number:

(315) 453-2291

[waltshobby.com](http://waltshobby.com)



**Open 10-7 Tuesday thru Sunday.**

**315-532-6826**

[www.mexairrc.com](http://www.mexairrc.com)

[www.facebook.com/mexairrc](https://www.facebook.com/mexairrc)

**Winner of AMA 2015 Hobby Shop Award  
for signing up new AMA members.**

FOR SALE:

Please visit the Southern Tier RC Swap Shop. Dan Luchaco has included me in his mailing list. The current edition is sent along with the Propwash in the monthly email. All contact information is included with the ads.



Hobby Warranty  
Contact List 2016.xls

*If you want to list modeling items for sale, R/C services offered, or a really neat R/C web site, this would be a good spot. Free for members. Send your advertisement by e-mail to [jwolsley@verizon.net](mailto:jwolsley@verizon.net). Please put STARS ADVERTISEMENT in the subject line.*

### Links-

New website to check out- <http://www.flyboyzblog.com/>

This site has articles pertaining to both full scale and model aircraft. Check it out.

Howard Blair found an interesting video from YouTube on micro flight

<http://www.youtube.com/watch?v=fuoFA2fKjEo&feature=fvst>

Tom Catalino pointed out this site. An excellent site for Lipo battery info-

<http://sites.google.com/site/tjinguotech/charging-how-tos/balance-connectors>

Peter Seiffert sent along the following web site- [www.servodatabase.com/servos/all](http://www.servodatabase.com/servos/all)

Mike Graham has a torque conversion chart-



Servo Torque  
Conversion Chart.pdf

### Arming Switch Information-

AMP'D- Arming The Big Boys, by Greg Covey November 2007

[http://www.rcuniverse.com/magazine/article\\_display.cfm?article\\_id=950](http://www.rcuniverse.com/magazine/article_display.cfm?article_id=950)

RunRyder- How To Make A Spark Arrestor for an ESC by Lucien Miller

<http://www.helifreak.com/archive/index.php/t-289393.html> look down to the post from gbidwell from 4-24-2011 0601am. That's the exact article that I have from RunRyder.

Note- Many of the newer ESC's have a built in spark arrestor. If you still see and hear the spark, this is a good idea to save the plugs.

**The link for the AMA DII Calendar is:**

<http://www.amadistrictii.org>

**The link for the club yahoo users group is:**

[http://groups.yahoo.com/grjwoup/stars\\_club\\_members/](http://groups.yahoo.com/grjwoup/stars_club_members/) (Don't forget to sign in)

**The link for the STARS club home page at DII is**

<http://www.amadistrictiistars.org/>

**The link for the STARS club web cam is:**

<http://www.amadistrictiistars.org/scam.html>

The Propwash News Letter is also available at YAHOO GROUPS. The current news letter and previous years/months are viewable and printable from there.

Please contact Mike Graham [tanjmg82@aol.com](mailto:tanjmg82@aol.com) to join the STARS Yahoo group. Send Mike an email asking to join from your preferred email account. Mike will then reply with an invite to join the group. The invitation contains the links and instructions necessary to join.



STARS Field Satellite photo

**A satellite photo with the new shed is still not available!**



## HOW DO I LEARN MORE?

### Get ready to get schooled.

AMA Flight School is a free educational resource for anyone interested in unmanned aircraft systems (UAS) operation and model flying.

Designed to answer the question, "How do I...?", AMA Flight School provides information about topics such as:

- Battery and operational safety
- Building your own multicopter aircraft
- Travelling with your aircraft and batteries
- Participating in the Search and Rescue challenge with UAS4STEM.

Learn more at ([www.uac4stem.org](http://www.uac4stem.org)).

There's a great pilot in you.  
Go find it!

[www.amaflightschool.org](http://www.amaflightschool.org)



### Welcome to the club.

The Academy of Model Aeronautics (AMA) is the largest model aviation organization in the world. At 175,000 members strong, we're standing behind you to give you the support and guidance you need to be successful and, most importantly, have a great time.

AMA members enjoy a suite of great benefits tailored to model pilots such as:

- Liability insurance
- Subscription to *Model Aviation* magazine
- Competition privileges
- Education and youth scholarships
- Flying site assistance

For more information, visit [www.ModelAircraft.org](http://www.ModelAircraft.org).

## THE MOST FUN YOU CAN HAVE (WITHOUT A LICENSE).

### Flying is just for fun.

Currently, no individual or government agency may operate an unmanned aircraft system (UAS), commonly called a drone, in a commercial or public capacity without a Certificate of Authorization from the FAA.

Common examples of prohibited use include, but are not limited to:

- Real estate & wedding photography
- Inspection or surveying services
- Film or television production
- Search and rescue operations

### Interested in commercial or public use flying?

There are options available to you through the Federal Aviation Administration (FAA).



For more information, visit [www.KnowBeforeYouFly.org](http://www.KnowBeforeYouFly.org).



## WE'RE YOUR GUIDE TO RESPONSIBLE FLYING.

Flying guidance provided by the Academy of Model Aeronautics, the world's largest model aviation organization.

## KNOW FLY Here's what you need to know.

Learn more at [www.amaflightschool.org](http://www.amaflightschool.org)

### 1

#### law Obey local ordinances.

Some municipalities prohibit the operation of unmanned aircraft systems (UAS) in public spaces such as parks and school grounds.

Even if nothing is posted, it's good to check with local authorities before you fly in public spaces.



### 2

#### limits Fly within guidelines.

These include rules set forth by federal law and guidelines recommended by the Academy of Model Aeronautics (AMA).

- Do not fly above 400 feet.
- Do not fly anything heavier than 55 lbs.
- Do not fly beyond your line of sight.
- Do not fly in high winds or reduced visibility.
- Do not fly under the influence.
- Do not fly within 25 feet of bystanders.

### 3

#### surroundings Know the conditions.

Don't fly your UAS or model aircraft near bystanders or during emergency situations such as a wildfire, medical evacuation or search-and-rescue operation unless authorized by the proper authorities.

Watch for and avoid potential hazards in your environment such as:

- Manned aircraft
- Unprotected people
- Moving vehicles
- Roadways
- Private property
- Infrastructure
- Deteriorating weather



### 4

#### airspace Share the sky.

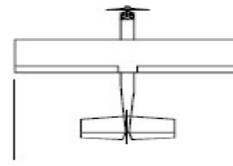
The Federal Aviation Administration (FAA) expects all unmanned aircraft systems (UAS) operators to:

- See and avoid manned aircraft
- Be aware of Temporary Flight Restrictions (TFRs) that affect the operation of UAS or remote controlled aircraft.
- Never fly within 5 miles of an airport without contacting airport authorities.





# S.T.A.R.S. Field Rules



## 1. General:

- A. License: All pilots, students, and flying guests *must* have a current membership in a nationally recognized model aircraft association in order to fly. Those pilots participating in the Park Pilot Membership Program must fly models that weigh two pounds or less and be incapable of reaching speeds greater than 60 mph. They must be electric or rubber powered, or of any similar *quiet* means of propulsion.
- B. Spectators: Only those people essential to flight operations will be permitted in the pit area; all others will remain on the spectator side of the fence.
- C. Impound: All pilots, students, and flying guests must place their transmitter(s) in the impound area immediately upon arriving at the field.
- D. Vehicles: Vehicles will not be permitted *on* the flying field.
- E. Crash Debris: Pilots must retrieve all pieces of their aircraft after a crash. Particularly, attention must be made to obtaining all pieces of aircraft that land in the neighboring fields under cultivation.
- F. Trash: All members will take home their own trash.
- G. Alcoholic Beverages: Members will not consume alcoholic beverages prior to, nor during, participation in any *modeling* operations.
- H. Smoking: Smoking will not be permitted in the pit area or on the flight line.
- I. Mowing: Flying on the field will not be permitted if the field is being mowed or maintained.

## 2. Transmitters:

- A. Frequency Control (*For non 2.4 GHz transmitters only*): All members, students, and guests *must make use of the field frequency control system*. Each pilot will obtain the correct frequency flag (or pin) from the impound board and attach it to his/her transmitter before attempting to fly.
- B. Range Checks: Each pilot will conduct a successful radio equipment ground range check before flying a new or repaired aircraft and prior to each flying session.

## 3. Engines:

- A. All internal combustion engines run at the field will have a silencer (except for small displacements of .09 cubic inches or less).
- B. When running an engine in the pits, keep neighboring personnel behind the prop arc.

## 4. Flying:

- A. Boundaries: Flying over the pit area or the spectator side of the fence is prohibited, unless beyond the control of the pilot(s).
- B. Taxing: Taxing is prohibited in the pit area!
- C. Flying:
  - (1). Pilots will initiate their first turn after takeoff away from the pit and spectator areas.
  - (2). Engines will not be started before 9 AM Monday through Saturday and 11 AM on Sunday (*electrics may start at 10 AM*), unless approved by the Event Director.
  - (3). No more than three aircraft will be permitted in the air at one time.
  - (4). All flying will be conducted from the designated flight boxes.
  - (5). Hand launching of aircraft is prohibited from the pits.
  - (6). Flight operations will cease during electrical storms.

## 5. Guests:

- A. All guests must have a current membership in a nationally recognized model aircraft association in order to fly.
- B. Guests may fly at the field only with the approval of a member in good standing and only as long as a sponsoring member *remains at the field*. Guests will not fly unattended.

- C. A local guest will be allowed to fly at the field on three (3) separate occasions and then will be asked to join the Club.
- D. An out-of-town guest may make arrangements with the Club to fly at the field while visiting the area. The Club Officers and the Safety Officer will handle each out-of-town visitor on a case-by-case basis.
- E. *All guests are required to extend every courtesy to current members sharing the same flying frequency*. But when there is a conflict over who shall fly, the Club member will have the first option to fly. Both the guest and the members should use common sense while sharing the flight line or using the same radio frequencies.

## 6. RC Aircraft Utilizing "First Person View" Systems (AMA Document 550):

### A. GENERAL:

- (1). FPV flying of radio control model aircraft by AMA members is allowed only for noncommercial purposes as a hobby/recreational and/or competition activity.
- (2). All FPV flights must be conducted in accordance with AMA's current National Model Aircraft Safety Code and any additional rules specific to the flying site/location.

### B. OPERATIONS – REQUIREMENTS - LIMITATIONS:

- (1). *AMA FPV novice pilots undergoing training with an experienced AMA FPV pilot should use a buddy-box system if practicing at a low altitude (below 100 feet) or practice at a safer, higher, altitude when no buddy-box system is an option.*
- (2). All FPV flights require an AMA FPV pilot to have an AMA FPV spotter next to him/her maintaining VLOS with the FPV aircraft throughout its flight.
- (3). The FPV pilot must brief the FPV spotter on the FPV spotter's duties, communications and hand-over control procedures before FPV flight.
- (4). The AMA FPV spotter must communicate with the FPV pilot to ensure the FPV aircraft remains within VLOS, warning the FPV pilot of approaching aircraft, and when avoidance techniques are necessary.
- (5). The FPV spotter may at any time during an FPV flight acquire the transmitter from the FPV pilot and assume VLOS control of the aircraft.
- (6). If the FPV pilot experiences a problem due to a loss of video link, orientation, or is unable to safely fly, he/she must abandon FPV mode and fly VLOS or pass the RC transmitter to the FPV spotter to assume VLOS control of the aircraft.
- (7). Before initial FPV flight and after any flight system changes or repairs, FPV model aircraft must be test flown by conventional VLOS to determine that flight systems are working properly.
- (8). FPV model aircraft must use frequencies approved by the FCC for both the RC system and the wireless video system. Pilots must meet applicable FCC licensing requirements if they choose to operate the RC flight control system or the wireless video system on Amateur Band frequencies.

### C. RANGE – ALTITUDE – WEIGHT – SPEED:

- (1). One of the requirements in Federal Law (Public Law 112-95 Sec 336 (c) (2) February 14, 2012) for model aircraft to be excluded from FAA regulations is that model aircraft be flown within VLOS of the operator.
- (2). Model aircraft flown using FPV must remain at or below 400 feet AGL when within 3 miles of an airport as specified in the AMA Safety Code.
- (3). Model aircraft flown FPV are limited to a weight (including fuel, batteries, and onboard FPV equipment) of **55 lbs.** and a speed of **100 mph**.

# STARS

## Field Protocol

Dedicated to responsible  
RC fun with safety by  
choice, not chance.

5

### 1. General:

- A. Civil and courteous behavior is required at the field at all times.
- B. Safety is paramount and everyone's business. Use common sense in all matters.
- C. It is strongly recommended that you do not fly alone.
- D. Learn where the First Aid station is located and inform the Field Committee if material has been issued from it.
- E. When opening or closing combination locks, *always* set the wheels to 0000.
- F. Last member out must close and lock the refrigerators, pavilion, and main gate.
- G. Cell phones are not to be used on the flight line or in the pavilion near the transmitters.

### 2. Engine Courtesy:

- A. Long term tuning and initial break-in should be conducted away from the pits and spectators (usually at the engine break-in stand).
- B. Do not direct prop wash at other modelers, their aircraft, equipment, or bystanders behind the pit fence. Kindly inform those bystanders near the fence that you intend to start an engine before you do so.

### 2. Flying Courtesy:

- A. Any person wishing to enter an active flying field or runway to cross same or to retrieve an aircraft, must loudly announce their intention to all fliers on the flight line.
- B. A "landing" aircraft has the right of way over an aircraft "taking-off".
- C. A "dead stick" aircraft has the right of way over all others.
- D. All take-off and landing attempts must be announced to other pilots on the flight line. Take-offs are normally announced by saying "taking off", and landings are announced by saying "landing" or coming in". Dead stick landings are announced clearly to all pilots in the pits and on the flight line by saying "dead stick".
- E. A pilot having difficulty in controlling his/her aircraft must announce to all in the pits and on the flight line that he/she is experiencing radio or mechanical problems. Pilots on the ground preparing to fly will turn off their transmitters and wait for the problem to be resolved before continuing to fly. Fliers in the air will stay clear of the aircraft in distress and will land, if possible, as long as it does not contribute to the crisis. All personnel near the pit area must be alerted to the situation.
- F. If a crash occurs on the field or in the pits, all flying will stop until the accident has been investigated and the debris has been cleared from the field.
- G. Normal flight duration is 10 minutes. Obviously, flight time may be extended if there are no other pilots waiting to fly or waiting for a particular radio channel.
- H. When you have finished flying, please return your transmitter to the impound.

### 3. Good Earth Policy:

- A. Place recyclables in the appropriate container in the pavilion.
- B. Turn off all pavilion lights when departing the field for the night.
- C. The field does not have a trash removal service. If you carry anything to the field, carry it back out.
- D. If a pilot or guest brings a pet to the field, he/she will be responsible for supervising the animal's conduct while at the field. Please observe all appropriate Field Rules.
- E. If you smoke, please place all cigarette butts in the butt cans in the field.
- F. Do not throw cans or bottles or any other trash in the outhouse pits.
- G. DO NOT DRINK THE WELL WATER. Well water is to be used for washing only.

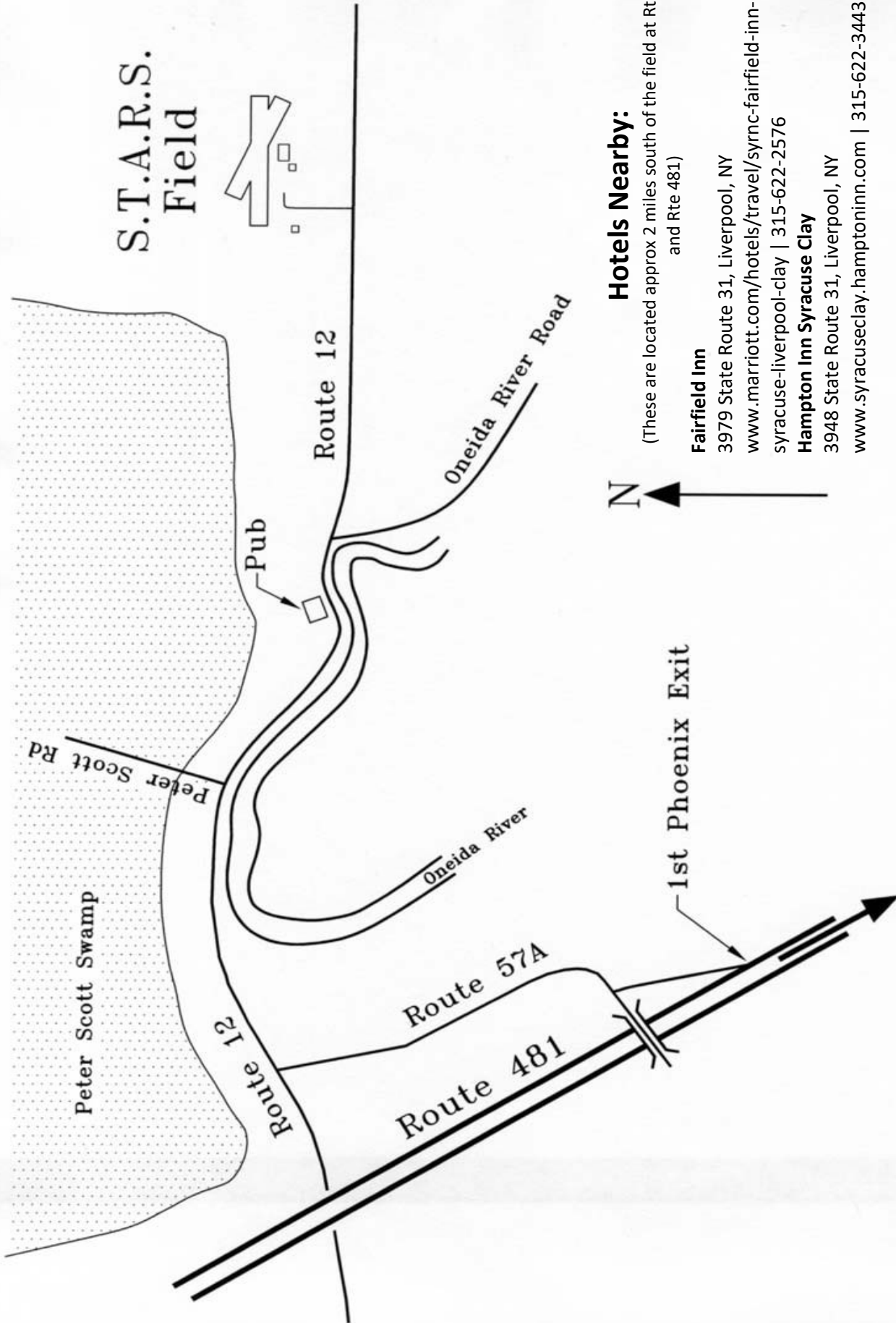
### 4. Replacement Courtesy:

- A. Where an individual's plane or property is damaged by the actions of another individual, it will be the responsibility of the two parties to resolve the situation in an appropriate manner.

## **STARS POLICY REGARDING PHOTOGRAPHY**

- STARS is a membership organization organized under the laws of the State of New York.
- The STARS flying field, located in Phoenix, New York, is owned by STARS, and as such, is privately owned property.
- The purpose of this policy is to limit and restrict the reproduction of images, in any form, of the STARS property and the activities which occur thereon.
- While the STARS property is privately owned, members, guests, and the general public are welcome at the field during published field hours of operation. Members, guests and the public must adhere to all rules imposed by STARS regarding entry upon and/or the use of STARS property, including the STARS policy on photography.
- The reproduction of images of the STARS field or the activities thereon, in any form, is a privilege and not a right.
- Except as provided below, the reproduction of images of the STARS field or activities thereon in any form, including, but not limited to film and digital still photography, and video photography in either film or digital form, is strictly forbidden.
- Violation of this policy will result in immediate expulsion of the violator from the STARS premises, and may subject the violator to criminal and/or civil sanctions and penalties.
- Members in good standing of STARS shall be exempt from the above requirements so long as any images or video produced of the STARS premises or the activities thereon are for personal and non-commercial use.
- Guests and the general public may be permitted to photograph or video the STARS property and activities thereon, but only for personal and non-commercial use, and only with the prior written consent of the Club's executive board.

# Map to the STARS



## Hotels Nearby:

(These are located approx 2 miles south of the field at Rte 31 and Rte 481)

### Fairfield Inn

3979 State Route 31, Liverpool, NY

[www.marriott.com/hotels/travel/syrnc-fairfield-inn-syracuse-liverpool-clay](http://www.marriott.com/hotels/travel/syrnc-fairfield-inn-syracuse-liverpool-clay) | 315-622-2576

### Hampton Inn Syracuse Clay

3948 State Route 31, Liverpool, NY

[www.syracuseclay.hamptoninn.com](http://www.syracuseclay.hamptoninn.com) | 315-622-3443

To No. Syracuse  
and Route 81

N43.23696, W76.24550

starsmap.dwg  
rev 12 Feb 03

*Map to S.T.A.R.S. Flying Field in Phoenix, New York*



Est. 1965

# Syracuse Thunderbirds Aero Radio Society

Online at: <http://www.amadistrictiistars.org>



Charter 473

## Membership Application Form

Date: \_\_\_\_\_

Membership:       Open (\$160 share+\$60 dues)       Extra Family member (\$30.00)  
                          Associate (\$75.00)                                       Youth (< AMA age 19 - \$0.00)  
                          Park Pilot - Associate (\$75.00)       Park Pilot - Youth (< AMA age 19 - \$0.00)

Name: \_\_\_\_\_

Address: \_\_\_\_\_  
                         \_\_\_\_\_

Phone (for roster): \_\_\_\_\_

AMA: \_\_\_\_\_ DOB: \_\_\_\_\_

STARS Member(s) Contacted: \_\_\_\_\_

Primary Interests (Sport, Scale, Pattern, Fun Fly, etc.): \_\_\_\_\_  
\_\_\_\_\_

Email Address (for newsletter and notices): \_\_\_\_\_

Emergency Contact Name: \_\_\_\_\_ Phone: \_\_\_\_\_

You must be a current member of the Academy of Model Aeronautics (AMA) in order to join the STARS. Please show your AMA card to the Officer given this application or include a photocopy of the application for the license.

*"I have read and agree to abide by the STARS Field Safety Rules." (on back)*

Submit this form to a Club Officer

Rev 16aug17